

Home Learning

Hi Sycamores, I have placed some video clips next to most days, so you could use these instead of the more practical/adult led work if this is easier for you. Feel free to do the video clips OR the practical/adult led!

its lovely to see all your home learning when you email me at:

school@constablelee.lancs.sch.uk OR sycamores@constablelee.lancs.sch.uk

Well done for working so hard!

This week in our **English** our theme is 'Bare Necessities' looking at Bears!

In **Maths** this week, our focus is on **adding and subtracting 10 and 11**

In our exploring work our focus is on **ART** - try and keep an egg box for work later in the week!

Keep reading each day and using phonics play to practice your phonics too! I'll also update spelling shed. Numbots, TT Rockstars and Purple Mash are all accessible on the internet (if you need a password, just email school@)

If you need anything at all, or would like to share your work- feel free to use 'school@constablelee.lancs.sch.uk'- members of staff check this email account regularly. Take care and enjoy the learning this week!

Monday

Listen to the song The Bare Necessities from The Jungle Book: <https://www.youtube.com/watch?v=c6e3ITsjLRI>

Discuss some of the words and phrases in the song and their meanings, such as necessities, roam, strife, ease, etc. You could use Word Hippo www.wordhippo.com to find out what they mean with an adult.

Draw a picture of Baloo the bear. Watch the clip again, this time pausing to talk about what he looks like, what he likes to eat and things he likes to do. Write some sentences about Baloo. Try to use a range of conjunctions 'and, but, so, because'.

Baloo is a huge grey bear. He likes to eat ants which tickle his tongue. He enjoys his back being rubbed on the trees to scratch it. He loves to relax in the water and float along ... Check for capital letters and full stops. Can you include some sentences with the word 'and' in to join ideas?

Friday

Go on a picnic- it could be a Teddy Bear's picnic. Plan what you are going to take. Plan your route and write an invitation: To: For: Time: Date: Place: From:

Thursday Watch 'Bear snores on'

<https://www.youtube.com/watch?v=pCkRtyXg-fg&safe=active> Write a diary, imagining you retelling the events of the day.

Here's an example of a diary. This morning I crawled into a cave from the cold snow. It was too damp and dark so I lit a fire. The coals popped but it didn't wake the big bear who was sleeping in there. Then ... Next... Later... Finally... When you have finished, check for capital letters, full stops,

Let's get writing! Focus The Bare Necessities



Tuesday

Write a few questions that you would like to ask about bears, e.g. How many types of bear are there? Where do they live? What do they eat? Check your questions have a capital letter at the start and a question mark at the end. Watch The Bear, A Very Cute Mammal:

<https://www.youtube.com/watch?v=K-3snCVlrJ8&safe=active>

to see if you can find out some of the answers to your questions. Discuss anything else you found out too. Talk about how some bears are nocturnal so sleep during the day. Some bears hibernate which means that they sleep through the winter.


Wednesday Write an information poster using some of the information you have found out. This could include: You could add illustrations or pictures to your poster. Check capital letters, full stops, question marks and remember to use phonics for spelling too!

Introduction sentence	What do bears look like?
What types of bears are there	What do bears eat?
Where do bears live?	

Monday

View 'topmarks dienes' online and show how the tens number changes when we add 10. If you google



'topmarks dienes' and click on  you will be able to show tens and units to your child. Ask 'how many tens in 58?' 'How many units in 58?' They may be able to tell you how many 10 more or 1 more might be.

Friday

Find the difference
Measure the length of different items in the home. Write the length down for two items in cm. Work out the difference.

Let's count! Focus: Adding 10 and 11

Addition		
11	+	1 =
11	+	2 =
11	+	3 =
11	+	4 =
11	+	5 =
11	+	6 =
11	+	7 =
11	+	8 =
11	+	9 =
11	+	10 =
11	+	11 =
11	+	12 =


Tuesday <https://vimeo.com/480325729>

Show your child a 100 square. Ask them to find a number you are thinking of: 'my number has 3 tens and 4 units'. Ask them to then find 10 more than that number. Explain that the tens number changes, but the units number stays the same. Repeat. Your child could swap and be the 'teacher' with you.

Write some sums for your child to complete independently, they could use a 100 square eg..


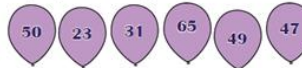
$$\begin{array}{ll} 34 + 10 = & 66 + 10 = \\ 42 - 10 = & 78 - 10 = \\ 58 + 10 = & 87 - 10 = \end{array}$$

Thursday Adding 11



Maths - Adding and subtracting 11

Part B
The balloon seller has made another mistake!
Each balloon should be 11 years less!
Can you help her write the new ages?



Wednesday <https://vimeo.com/503093120>

Quick fire 10 more and 10 less questions with your child to recap from yesterday.

Show how we can add 11 to a number, by first adding 1 ten, and then adding 1 unit.

Write some sums for your child to complete independently, similarly to yesterday. They could use the 100 square to help them add 11.

Monday <https://classroom.thenational.academy/lessons/introduction-to-sculpture-6nhk4r>

Russian artist Nikolai Tolstyh creates animal silhouettes. He cuts animal outlines out of a sheet of paper and then photographs a bit of nature through the gap.



Tuesday

<https://classroom.thenational.academy/lessons/exploring-joining-techniques-for-sculpture-71gkgd>

American artist Georgia O'Keefe draws and paints pictures of plants. Have a look at some of the images of her work.

Can you draw a plant in the style of Georgia O'Keefe?



Friday

<https://classroom.thenational.academy/lessons/presenting-our-sculpture-work-74wp8d>

Use this afternoon as a PE afternoon. Throw and catch a ball, go for a long walk with a grown up, watch and complete cosmic kids yoga online, go for a short run.

Let's explore! Focus: Art



Thursday <https://classroom.thenational.academy/lessons/adapting-and-reviewing-our-sculpture-work-6crket>

Use an old egg box to create a family of bees. Can you make each one look different? Can you join the materials in different ways? Can you make their wings



move?

Wednesday

<https://classroom.thenational.academy/lessons/designing-and-making-our-own-sculpture-crt62t>

Can you create a bee collage from things in your home? Take an aerial photo of your creation. How many different objects can you use?

