












What could you write about?

- Should children be allowed to watch whatever they want on television? 
- Homework! Is there life after school? 
- Should pupils have to wear school uniform? 
- Zoos! Good or bad for animals? 
- Should animals be made to perform in circuses? 
- Chips with everything? Yes or No?
- Should mobile 'phones be banned in school? 
- Should Fox/Whale Hunting be banned?
- Should children be allowed to choose their own books?
- Does this village need a by-pass?
 - Should children walk to school? 
 - Should bullies be punished or helped? 

How could you present your discussion?

- A newspaper or magazine article with pictures and photographs. 
- Bullet points in two or more columns.
- A leaflet.
- A flyer. 
- A debate.
 - An interview with people of opposing points of view. 
 - A letter. 


My Discussion Checklist

Have I remembered????????????????	
An introduction stating the argument	
Arguments for and against with supporting evidence.	
A summary and conclusion	
Logical connectives	
Complex sentences	
Present tense	
To balances all points of view	

Produced by the Lancashire Literacy Team

How
to
Write a
Discussion
Text





What is your Discussion text for?

- To present different points of view about a topic.
- To present the evidence and information from both sides.



Who is your Discussion text for?

- Someone who wants to know all about the issue and understand the different points of view.
- Someone who might want help in making up their own mind about the issue.

Structure and Organisation

Start with an opening statement of the issue and a general overview of the different points of view.

Either—write the argument **FOR** with supporting evidence followed by the argument **AGAINST** with supporting evidence;

Or—Write one point **FOR** with supporting evidence then one point **AGAINST** followed by supporting evidence. Carry on one point at a time.

Present each argument in separate paragraphs.

Finish with a summary and conclusion. You can state your own opinion at the end.

The Language to use

Present tense.

Third person.

Impersonal.

Complex sentences.

Connectives: however; nevertheless; on the one hand; on the other hand; furthermore; also; therefore; for example; although; in contrast.

Start with general statements then move towards the specific.

Animal lovers believe that it is cruel to keep whales in captivity. Keiko, the orca whale in the film Free Willy, was kept in captivity for years before being released into the ocean.



FOR

AGAINST

*

*

*

*

*

*

*

*

*

*

Summary and conclusion



Tricks of the trade!

Use a question for the title.

'Should children be made to do homework?'

Introduce the reader to the discussion and why you are writing about it.

Keep the argument balanced and present both points of view as fairly as possible.

Support each side's point of view with reasons and evidence.

If you present your own point of view in the conclusion, give the reasons for your decision.