


What could you write about?

The water cycle.



Life-cycles of flowering plants, insects and people.

Seed dispersal.



The journey of a river.



What makes day and night?




How blood is pumped around the body.



What happens when you exercise.


How a non-fiction book works.



How a machine or gizmo works.

How could you present your explanation?

- A leaflet, just like this one!
- A flow chart.
- A poster
- A concertina book.
- A part of a non-chronological text.
- A multimodal text such as a life cycle.
- Like a page from an encyclopaedia.
- A series of photographs with captions and labels.



My Explanation Checklist


Have I used ??????????????????????????

Present tense	☺
Language of cause and effect	☺
Time connectives	☺
Passive voice	☺
Impersonal language	☺
A general opening statement	☺
Labelled diagrams/flowcharts	☺
A clear, logical explanation	☺
Technical vocabulary	☺

Produced by the Lancashire Literacy Team



**How do
Explanation
Texts Work?**



What are you going to explain in your explanation text?

Your reader will want to know:

- What it is you are explaining.
- The order in which things happen.
- What causes these things to happen.
- The effect of what has happened.



The Language to use

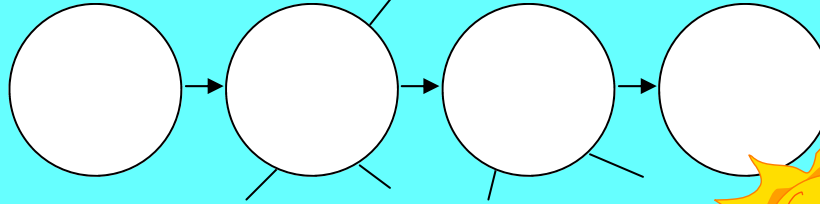
- Present tense, unless it's an historical explanation.
- Language of cause and effect: *because . . . then . . . so . . . if . . . the reason that . . . this happens because . . . this results in . . . when . . . this causes . . . therefore . . .*
- Time connectives: *At first . . . Later on . . . After a few weeks . . . After a while . . . Eventually . . . Before this happens . . . Finally . . .*
- The passive voice, e.g. *The heat of the Sun causes the water to evaporate and rise up into the sky.*

Explanations

This happens... leading to... this... leading to... this... ...leading to ...this



e.g.



Who is your explanation text for?

- Are you writing for someone younger or someone your own age?
- How will this affect the way you write and present your report?
- Should you include more pictures and diagrams to help your reader understand?



Tricks of the trade!

- Use labelled diagrams and flow-charts.
- Write clear, logical sentences.
- Don't waffle!



Structure and Organisation

- Start with a question: *How or Why . . . ?*
- Start with a general statement—save the details until later!
- Write your explanation as a series of logical steps.
- Use labelled diagrams and flowcharts.

