

PHONICS

Parent workshop October 2024.

What do we do?

- As a school we have adopted the 'RED ROSE' planning scheme. We have been using this for two years now.
- In Foundation Stage and KS1 all the children have Phonics daily.
- Phonics is completed as a whole class in most cases.
- The Phonics leader and SLT complete observations and monitor data.
- The majority of Year Two have now started the 'Red Rose Spelling programme'.

Phonemes, digraphs and trigraphs.

- A phoneme is the sound a letter makes, not its name. Make sure it is a pure sound. No swaring.
- A child should know as many of the 26 singular sounds as possible before reading.
- A digraph is two letters, one sound, oo, oa, and ng.
- A trigraph is three letters, one sound, igh.
- Watch out for the sneaky digraphs that make different sounds, or sounds that are represented by one or more digraphs, ay, ai.

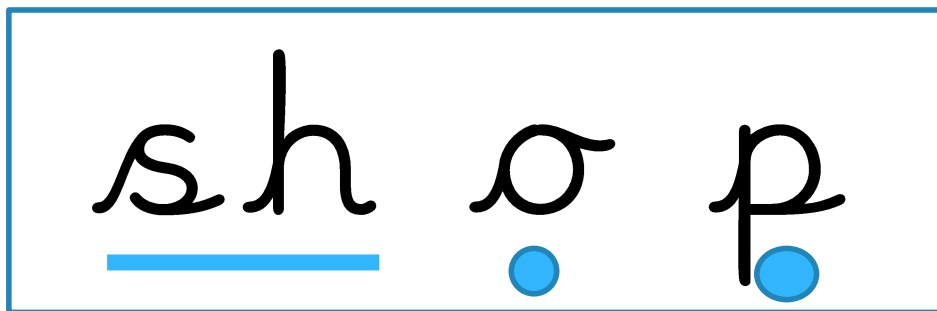



Phases

- The teaching of reading/Phonics is split into phases.
- Phase one is all about what you can hear. Segmenting and blending.
- Phase two, children should be **blending and segmenting**. Introduce single letter sounds. s, a, t, p, i, n, m, g, o, c, k, ck, e, u, r, h, b, f, ff, l, ll, ss.
- Phase three continues with single sounds then two letter sounds. j, v, w, x, y, z, zz, qu, ch, sh, th, ng, ai, ee, igh, oa, oo, oo, ar, our, ur, ow, oi, ear, air, ure, er.
- Phase four – all about the blends.
- Phase five – the alternates, different spellings for sounds and split digraphs.
- Phase 6 – Spelling patterns.

How do we read a word?

This is a CVC word



Blending is putting sounds together to make a word, c-a-t, cat.

How do we spell a word?

Segmenting is dividing a word in order to spell it, cat, c-a-t.




Blending and segmenting.

Is it important that children start to identify what sounds are in words. What sounds do words begin with?

Ideas for home:

- I-spy.
- Hunt for things that begin with...
- Spelling words out in the car.
- Look for words in the environment, what sounds can you see?


Robot talking



Tricky words.

- Tricky words need to be taught.
- These are words that cannot be spelt how they sound.
- The children need to know them and how to write them.
Instant recall.
- Tricky words help with reading fluency.
- Words for life.
- Please take a tricky word list.

Tricky word songs




Activities

- There are some games that you can use and the children will enjoy.

Matching pairs.

- Word to word.
- Word to picture.



Continued...



Continued...



Making words.

Give the children a label/piece of paper with the sound on.
Use magnetic letters to make the words around the sounds.

A large, bold, green letter 'C' is positioned to the left of a rectangular box.A rectangular box with a blue border contains the letters 'O' and 'W' in a bold, black, sans-serif font. The 'O' and 'W' are positioned side-by-side within the box.

This will help children see digraphs as a unit/one sound that is not broken.

Cut up sentences.

The

cow

is

brown.

The

clown

has

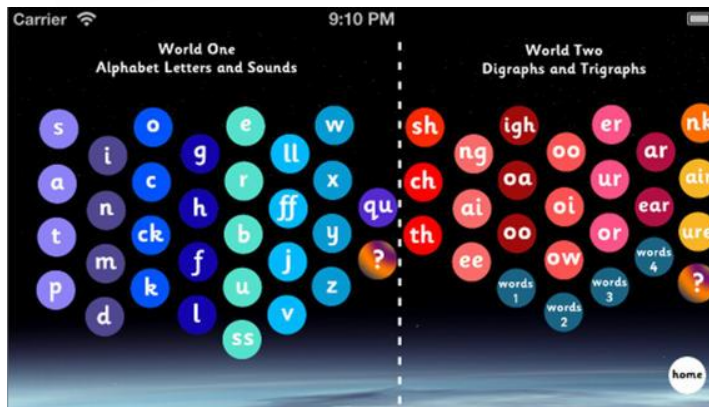
a

crown.

- Gives the opportunity for more reading.
- Sentence composition.
- Looking at capital letters and full stops.
- Encourages reading tricky words.



Mr Thorne.



Mr Mc



- Youtube
- Mrmcmakingmemories
- Songs

Boom, shake the alphabet.

**BOOM
SHAKE
THE
ALPHABET**



phonicsfamily.com



[Home](#) [Starting School Countdown Calendar](#) [About Me](#) [What is Phonics?](#) [Phases of Phonics](#) [Jargon Buster](#) [Useful Toolkit](#)
[Online Learning Ideas](#) [Phonics Family Favourites](#) [Resource Ready](#) [Listening and Initial Sound](#) [Outdoor and Gross Motor](#) [Individual Challenge](#)
[Small World](#) [Role-play](#) [Partner and Team Games](#) [Tricky Words](#) [Sensory, Arts and Crafts](#) [Phase 5 and 6 Games](#)
[Fine Motor and Letter Formation](#) [Christmas Ideas](#) [Halloween Activities](#) [Topic Albums](#) [Useful Websites](#) [Printables](#) [Feedback](#) [Contact Me](#)
[Activity Glossary](#) [Privacy Policy](#)

'Making Phonics Fun'



Phonics play.

- www.phonicsplay.co.uk.

The screenshot shows the PhonicsPlay.co.uk website. At the top left is a green frog icon. The main title 'PhonicsPlay.co.uk' is in large, colorful, bubbly letters. Below the title is a search bar with a 'Search' button and a 'Google Custom Search' logo. To the right of the search bar is a 'Logout' link. On the left side, there is a vertical navigation menu with buttons for 'Home', 'Phase 1', 'Phase 2', 'Phase 3', 'Phase 4', 'Phase 5', 'Phase 6', and 'Teachers'. The 'Phase 3' button is highlighted in purple. The main content area is titled 'Phase 3 Interactive Resources' and features four resource cards. The first card is 'PICNIC on PLUTO', which includes a cartoon illustration of two alien characters, 'Oblo' and 'Oho', and a text box with a reading exercise. Below the card is an information icon and the text 'Teaching ideas for this resource'. The second card is 'ROCKET RESCUE', featuring a rocket and a moon, with a text box describing a spelling activity. Below it is also an information icon and 'Teaching ideas for this resource'. The third card is 'Tricky', showing a truck and a word 'Word'. The fourth card is 'PICK A', showing the word 'PICK' and the letter 'A'. At the bottom left, there is a URL: www.phonicsplay.co.uk/member-only/PicnicOnPluto.html.

Writing big.

