

TITANIC

19

12

Learning Objective:

To use specific language and structural choices to change the pace and mood of a piece of writing.


NEXT



12

19



Summarise your
recount so far to your
partner.
Where/how did you
leave your character?






How do you plan on your character making their escape? Will your character's gender, age or class affect their escape?


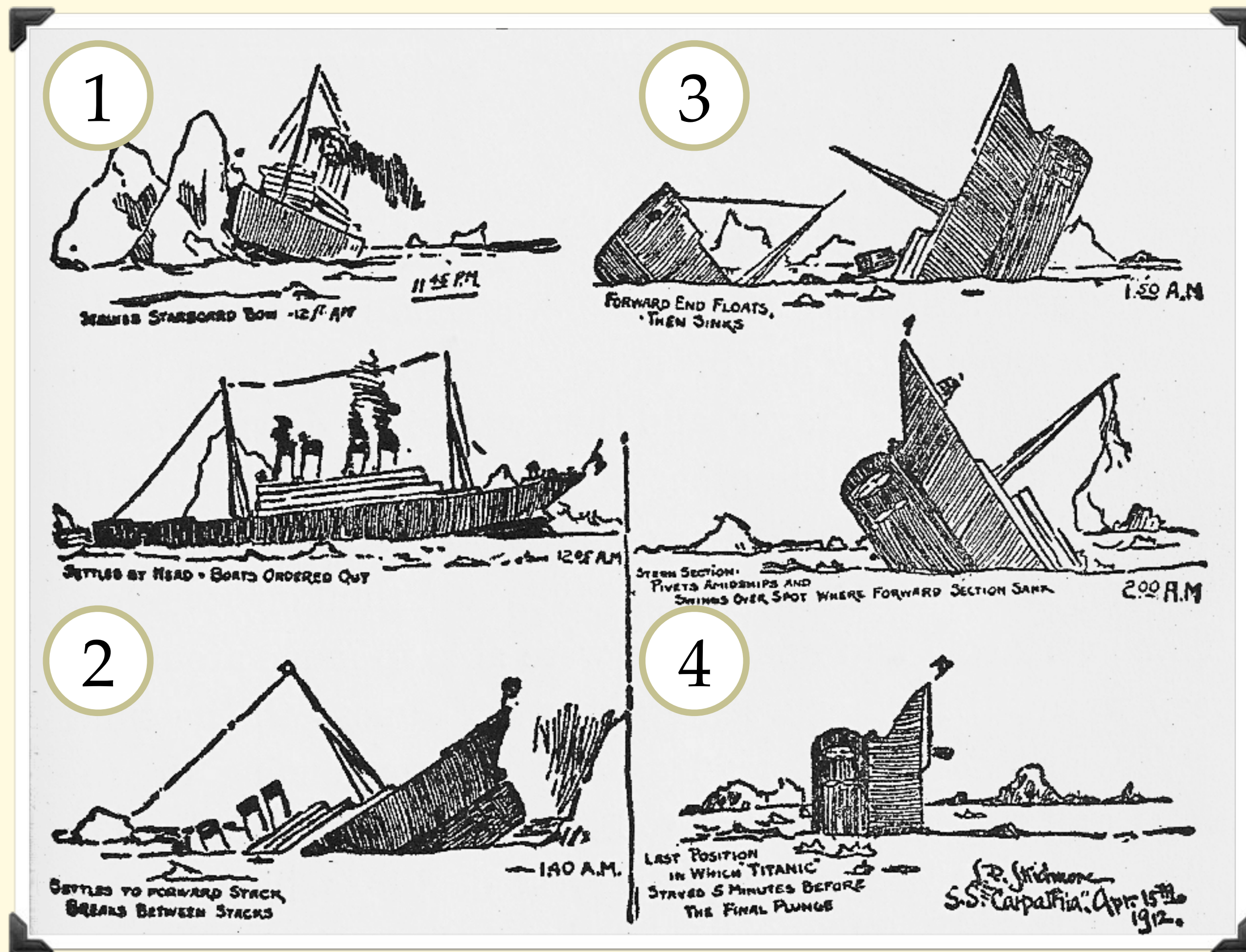


This final chapter is where your character will escape the sinking Titanic and be rescued by the Carpathia.

What do you know about this part of the Titanic sinking?



After hitting the iceberg (1) at 11:40pm, the Titanic sank completely at 2:20am. First the bow sank below the surface at an angle (2) as it filled with water before the ship broke in half (3). Then the stern section lifted up as it submerged at an almost perpendicular angle to the surface (4).






The Carpathia, after hearing the Titanic's distress calls, arrived at the scene at around 4am and began to search for survivors. It took around four hours for the crew to find and rescue all of Titanic's lifeboats.





Only two lifeboats were near enough or returned to the place where the Titanic sank to pick up more survivors. Many of the people aboard the lifeboats were frightened that if they returned, their boat would be overwhelmed by desperate people trying to climb aboard. The boats which did return managed to pick up around nine more survivors, three of whom died before being rescued by the Carpathia. Many of the people who were forced to jump into the water could only have survived 15 - 30 minutes in the -2°C water.




Event	Mood	Features to create intended mood.

What do you want to happen during your character's escape?


Split it up into key events and add them to your plan.

Remember to continue from where your last chapter ended.



Event	Mood	Features to create intended mood.

Take a look at each section. What mood do you want to create for each part. Will it be action and fast-paced? Will it be calm and reflective? Write this onto your plan.




Event	Mood	Features to create intended mood.

How will you create these moods? Make some notes about features you will use as well as any key words you can think of for each section.




Let's share some of your ideas!

Event	Mood	Features to create intended mood.



This chapter has the challenge of switching back and forth between the different moods of each event. You need to think very carefully about how you're going to show these changes with your choice of words and sentence structure.



Plenary

Read your new partner's work and pick out a sentence or part that you think is most effective to share with the rest of the class.



Work together to improve a section of each other's writing.

